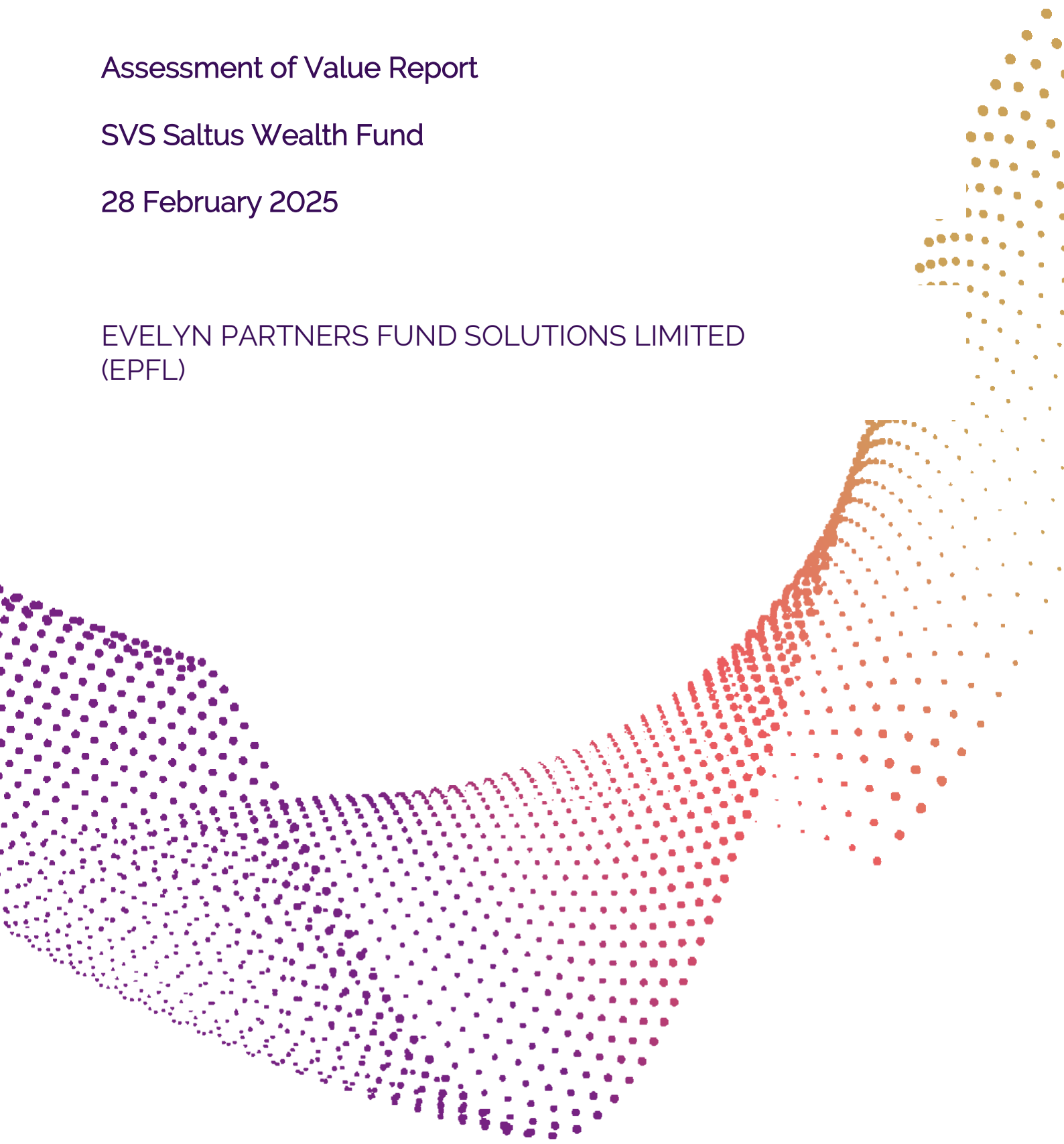


Assessment of Value Report

SVS Saltus Wealth Fund

28 February 2025

EVELYN PARTNERS FUND SOLUTIONS LIMITED
(EPFL)



Evelyn Partners Fund Solutions Limited (EPFL)

Assessment of Value Process

As part of a move to strengthen fund governance, the FCA requires Authorised Fund Managers (AFMs) such as EPFL to carry out and publish an annual Assessment of Value (AOV) Report for each of the funds that they control.

The report outlines each fund's assessment and concludes on whether the EPFL Board believes that the fund's payments are justified in the context of the overall value delivered to investors. The report also explains the corrective action required in the event of the Board deciding that the fund does not offer value for investors.

The EPFL Board, whose chair is an Independent Non-Executive Director (INED), must ensure that the AFM carries out the FCA assessment and acts in the best interests of the investors.

EPFL believes that the AOV process provides greater transparency and ultimately provides better outcomes for investors. To support the ongoing evolution of our AOV reporting, EPFL had sought additional guidance from the Funds Board Council to review and strengthen our process.

The EPFL AOV Committee consists of our INEDs (including the chair of the EPFL Board), Executive Directors and members of the Leadership Team (including the Head of ACD Services), the Head of Funds Compliance and members of the AOV team (as presenters) and Client Service Management (as observers) to ensure a collaborative independent approach.

The published AOV report, which follows the seven criteria set out by the FCA, is the result of a rigorous review process. This process includes a review by a dedicated EPFL Investment Committee, whose main focus is to review the performance of the fund, plus a full review by the Assessment of Value Committee which reviews the completed assessment, and the data used to support all conclusions. EPFL uses third-party systems to ensure that comparative data is relevant and up to date. At the end of each section, EPFL awards a Red, Amber or Green (RAG) status to determine the assessment for each fund.

Background

In line with the provisions contained within COLL 6.6.20R, the Board of Evelyn Partners Fund Solutions Limited ('EPFL') as Authorised Corporate Director ('ACD'), has carried out an Assessment of Value for SVS Saltus Wealth Fund ('the Sub-fund'). Furthermore, the rules require that EPFL publishes these assessments.

On reviewing this Assessment of Value report, we would welcome feedback from investors via our short questionnaire which can be found online.

<https://www.evelyn.com/services/fund-solutions/assessment-of-value/>

Investors' views are invaluable to the development and delivery of this report.




Should you be unable to access the questionnaire online please contact us directly on 0141 222 1151 and we will provide you with a paper copy of the questionnaire.

Introduction

A high-level summary of the outcome of EPFL's rigorous review of the Sub-fund, at share class level, for the year ended 28 February 2025, using the seven criteria set by the FCA is set out below:

Criteria	X Class	Y Class	Z Class
1. Quality of Service			
2. Performance			
3. ACD Costs			
4. Economies of Scale			
5. Comparable Market Rates			
6. Comparable Services			
7. Classes of Shares			
Overall Rating			

EPFL has adopted a traffic light system to show how it rated the Sub-fund:

-  On balance, the Board believes the Sub-fund has delivered value to investors, with no material issues noted.
-  On balance, the Board believes the Sub-fund has delivered value to investors, but may require some action.
-  On balance, the Board believes the Sub-fund has not delivered value to investors and significant remedial action is now planned by the Board.

How EPFL assessed each of the seven criteria and the rating arrived at are discussed in greater detail on the following pages.

EPFL has created an Assessment of Value Committee ('AVC'), for the review, challenge and approval of all the funds' Assessments of Value. Ultimately the assessments will be subject to scrutiny by the Board (which includes independent directors) to ensure the outcomes of the assessments are clear and fair, before final sign-off by the chair of the Board prior to communicating to investors if the Sub-fund has delivered value, and if not, where improvements need to be made.

In carrying out the assessment, the EPFL AVC has separately considered, the following seven criteria stipulated by the FCA. The Committee may also have considered other issues where it

was deemed appropriate.

EPFL believes the Assessment of Value can make it easier for investors to both evaluate whether the Sub-fund is providing them with value for money and make more informed decisions when choosing investments.

The seven criteria are:

- (1) Quality of service – the quality of every aspect of the service provided, including, for example, accounting, administration, customer services and communications;
- (2) Performance – how the Sub-fund performed, including whether it met targets and objectives, kept to relevant policy, followed relevant principles and kept to reasonable timescales;
- (3) ACD costs – the fairness and value of the Sub-fund's costs, including entry and exit fees, early redemption fees and administration charges;
- (4) Economies of scale – how costs have been or can be reduced as a result of increased assets-under-management ('AUM'), and whether or not those savings have been passed on to investors;
- (5) Comparable market rates – how the costs of the Sub-fund compare with others in the marketplace;
- (6) Comparable services – how the charges applied to the Sub-fund compare with those of other funds administered by EPFL;
- (7) Classes of shares – the appropriateness of the classes of shares in the Sub-fund for investors.

1. Quality of Service

What was assessed in this section?

Internal Factors

EPFL, as ACD, has overall responsibility for the Sub-fund. The Board assessed, amongst other things: the day-to-day administration of the Sub-fund; the maintenance of scheme documentation (such as prospectuses and key investor information documents ('KIIDs')); the pricing and valuation of shares; the calculation of income and distribution payments; the maintenance of accounting and other records; the preparation of annual audited and half-yearly Report & Accounts; the review of tax provisions and submission of tax computations to HMRC; the maintenance of the register of investors; the dealing and settlement arrangements; and the quality of marketing material sent to investors. EPFL delegates the investment

management of the Sub-fund to a delegated investment management firm.

The Board reviewed information provided by EPFL's control functions on the adequacy of its internal services, including governance, operations and monitoring. Elements important to the investors' experience such as the timely payment of settlement and distribution monies were also reviewed. Over the past year, EPFL has been audited by internal and external auditors, the Fund's Depository and various EPFL delegated investment managers.

External Factors

The Board assessed the delegate's skills, processes and experience. Also considered were any results from service review meetings as well as the annual due diligence performed by EPFL on the delegated investment manager, Saltus Partners LLP, where consideration was given to, amongst other things, the delegate's controls around the Sub-fund's liquidity management.

The Board also considered the nature, extent and quality of administrative and investor services performed under separate agreements covering depository services, custody, as well as services provided with regard to both audit and legal functions.

What was the outcome of the assessment?

Internal Factors

The Board recognised that all distribution and settlement monies were paid in a timely manner and that there were no significant findings as a result of the various audits performed on EPFL during the year. In addition, EPFL has performed its own independent analysis, using automated systems, of the Sub-fund's liquidity. The Board concluded that EPFL had carried out its duties diligently.

External Factors

The Board concluded that the nature, extent and quality of the services provided by the external parties have benefitted and should continue to benefit the Sub-fund and its investors.

Were there any follow up actions?

There were no follow-up actions required.

2. Performance

What was assessed in this section?

The Board reviewed the performance of the Sub-fund, after the deduction of all payments out of the scheme property as set out in the Prospectus. Performance, against its benchmark, was considered over appropriate timescales having regard to the Sub-fund's investment objective, policy and strategy. The Board also considered whether an appropriate level of market risk had been taken.

Investment Objectives

The investment objective of the Sub-fund is to generate a combination of income and capital growth over the long term (rolling seven-year periods), with a volatility of returns of no more than two thirds of the volatility level of MSCI AC World Index (over rolling three-year periods). This changed with effect from the 28 February 2023¹ when the investment objective and policy of each of the Sub-funds was amended to make it clearer and more meaningful to investors. The aim was to improve consistency across the whole fund range and to help investors to better understand what the Sub-fund in which they are invested is trying to achieve.

Benchmark

As ACD, EPFL is required to explain in a fund's scheme documentation why a benchmark is being used or alternatively explain how investors should assess performance of a fund in the absence of a benchmark.

The benchmark for the Sub-fund is the IA Mixed Investment 20-60% Shares Sector (changed from the Bank of England base rate and the UK CPI), which is a comparator. A 'comparator' benchmark is an index or similar factor against which an investment manager invites investors to compare a fund's performance.

With effect from the 28 February 2023, the benchmarks of each Sub-fund were amended to reflect a more appropriate benchmark that is aligned more closely with the investment strategy of the relevant Sub-fund. This change has no impact on the way in which the Sub-funds are managed or on the risk profile of the Sub-funds.

¹ The objective of the Sub-fund prior to 28 February 2023 was to generate a return which is the higher of cash (measured by the Bank of England base rate) and inflation (as measured by UK CPI). The Sub-fund aims to achieve its objective with a target volatility of no more than two thirds of the Investment Association UK All Companies Sector volatility over a rolling three-year period irrespective of market conditions.

The table below show the performance of the Sub-fund against the current benchmark and one that represents previous performance.

Cumulative Performance (%)

As at 28/02/2025

Instrument	1 year	3 years	5 years	7 years	Period since launch Y Class	Period since launch Z Class
SVS Saltus Wealth Fund X Income Shares	9.62	16.76	34.31	38.75		
SVS Saltus Wealth Fund Y Income Shares (launched 4 March 2024)					8.32	
SVS Saltus Wealth Fund Z Income Shares (launched 26 June 2024)						4.70
IA Mixed Investment 20-60% Shares	8.21	9.96	20.10	25.14	7.61	4.40
Hybrid Benchmark A		25.06	33.35	38.05		
Hybrid Benchmark B		15.48	15.80	17.42		

The Hybrid Benchmark A represents returns from the UK CPI (Consumer Price Index) between the 28/02/2015 to 28/02/2023 and the IA Mixed Investment 20-60% Shares Sector between the 28/02/2023 and the 28/02/2025.

The Hybrid Benchmark B represents returns from the Bank of England base rate between the 28/02/2015 to 28/02/2023 and the IA Mixed Investment 20-60% Shares Sector between the 28/02/2023 and the 28/02/2025.

Data provided by FE fundinfo. Care has been taken to ensure that the information is correct but it neither warrants, represents nor guarantees the contents of the information, nor does it accept any responsibility for errors, inaccuracies, omissions or any inconsistencies herein. Performance shown is representative of all share classes. Performance is calculated net of fees. Past performance is not a guide to future performance.

What was the outcome of the assessment?

The Board assessed the X share class over the recommended minimum holding period of seven years, mindful that the benchmark had changed at the Sub-fund's year-end in February 2023.

The use of a hybrid benchmark as a comparator was preferred by the Board as it better reflected the existence of the old benchmarks over most of the period under review. When compared against these hybrid benchmarks, it was evident that the X share class had outperformed both hybrid benchmarks.

The Y and Z share classes were unaffected by the change in benchmark and were assessed in the period since launch. The Y share class, which launched on the 4 March 2024, and the Z share class, which launched on the 26 June 2024, both outperformed their comparator benchmarks.

Consideration was given to the risk metrics associated with the Sub-fund which focused on, amongst other things, volatility and risk adjusted returns and where the Board noted that the volatility was consistently below the target of two thirds of the MSCI AC World Index. EPFL were comfortable that the outcomes were in line with the Sub-fund's performance.

The Board found that the Sub-fund is investing in the asset classes permitted by the investment policy and that there have been no breaches of the policy in the last twelve months.

Were there any follow up actions?

There were no follow-up actions required.

3. ACD Costs

What was assessed in this section?

The Board reviewed each separate charge to ensure that they were reasonable and reflected the services provided. This included investment management fees, Annual Management Charge ('AMC'), depositary, custody fees and audit fees.

The charges should be transparent and understandable to the investors, with no hidden costs.

What was the outcome of the assessment?

The Board received and considered information about each of the Sub-fund's costs, and concluded that they were fair, reasonable and were provided on a competitive basis.

Were there any follow up actions?

There were no follow-up actions required.

4. Economies of Scale

What was assessed in this section?

The Board reviewed each separate fee structure and the AUM of the Sub-fund to examine the effect on the Sub-fund to potential and existing investors should it increase or decrease in value.

What was the outcome of the assessment?

The Sub-fund is part of an umbrella structure consisting of nine Sub-funds where there is a tiered structure on the ACD fee based on the aggregated AUM meaning there are savings that can be realised should this increase in the future.

The ancillary charges² of the Sub-fund represent 3 basis points³. Some of these costs are fixed and as the Sub-fund grows in size, may result in a small reduction in the basis point cost of these services.

Were there any follow up actions?

There were no follow-up actions required.

5. Comparable Market Rates

What was assessed in this section?

The Board reviewed the Ongoing Charges Figure of the Sub-fund, ('OCF'), and how those charges affect its returns.

The OCF of the Sub-fund was compared against the 'market rate' of similar external funds.

What was the outcome of the assessment?

The OCF of 0.87%⁴ for the X class, 0.97% for the Y share class and 0.72% for the Z share class compared favourably with those of similar externally managed funds.

Note that there is not a performance fee, and that EPFL has not charged an entry fee, exit fee or any other event-based fees on this Sub-fund.

² Ancillary charge is any charge paid directly out of the sub-fund in addition to the AMC, e.g., Auditor, Custodian or Depository fees.

³ One **basis point** is equal to 1/100th of 1%, or 0.01%. Figure calculated at annual report, 28 February 2025.

⁴ Figures at annual report 28 February 2025.

Were there any follow up actions?

There were no follow-up actions required.

6. Comparable Services

What was assessed in this section?

The Board compared the Sub-fund's investment management fee with those of other funds administered by EPFL having regard to size, investment objectives and policies.

What was the outcome of the assessment?

The investment management fee compared favourably with other EPFL administered funds displaying similar characteristics.

Were there any follow up actions?

There were no follow-up actions required.

7. Classes of Shares

What was assessed in this section?

The Board reviewed the Sub-fund's set-up to ensure that where there are multiple share classes, direct investors are in the correct share class given the size of their holding.

What was the outcome of the assessment?

There are three share classes in the Sub-fund. EPFL can confirm that investors are in the correct share class given the size of the holding.

Were there any follow up actions?

There were no follow-up actions required.

Overall Assessment of Value

The Board concluded that SVS Saltus Wealth Fund had provided value to investors.

Dean Buckley

Chairman of the Board of Evelyn Partners Fund Solutions Limited

Date: