

Global Active Portfolios

Global Adventurous Portfolio (Clean GBP)

evelyn
PARTNERS

30 November 2022

Key Information

Launch Date
25 September 2020

Fund Size
£16.7M

Legal Structure
ICAV

Global Active Portfolios

The Global Active Portfolios are a range of \$ denominated actively managed collective investment funds, designed to give investors direct access to the best international ideas generated by the Evelyn Partners investment process in a simple and tax efficient structure. With five different strategies, each fund is linked to our sophisticated risk profiling process to ensure investors have exposure to the optimal blend of available asset classes. Drawing on the expertise of our extensive internal research resource and overseen by a dedicated team of the firm's most senior investment professionals, each fund is dynamically re-balanced to meet a range of clearly articulated inflation plus return targets.

Investment Objectives of the Fund

The Adventurous Fund aims to deliver a real return, ahead of cash over the long term. The Fund is riskier than the Growth Fund but has the potential to give you higher returns. The Fund can invest across all asset classes and adopts a moderate to higher risk approach.

Investment Team



Senior Portfolio Manager

Anton French (Top left)

Anton has 25 years' experience and joined the firm in 2003 and has been involved in the portfolio management of Tilney funds since launch. Before joining, he worked at Spear, Leeds and Kellogg and Goldman Sachs, working on the US equity market makers desk, and managed a UK stock lending and derivatives book.

Co-Fund Managers

Marcel Porcheron (Top right)

Marcel has 18 years' experience. He was previously Head of Portfolio Management for the Evelyn Funds. He has an MBA from HEC Paris, is a Fellow of the Chartered Institute for Securities and Investments and is a Chartered Alternative Investment Analyst charter holder.

Matthew Dickens (Bottom left)

Matthew was previously Head of Fund Research, responsible for Evelyn's fund research philosophy and selection. He has a first class Master's in Automotive Engineering from the University of Warwick, the Investment Advice Diploma in both securities and derivatives and is a CFA Charter holder.

Matthew Chambers (Bottom right)

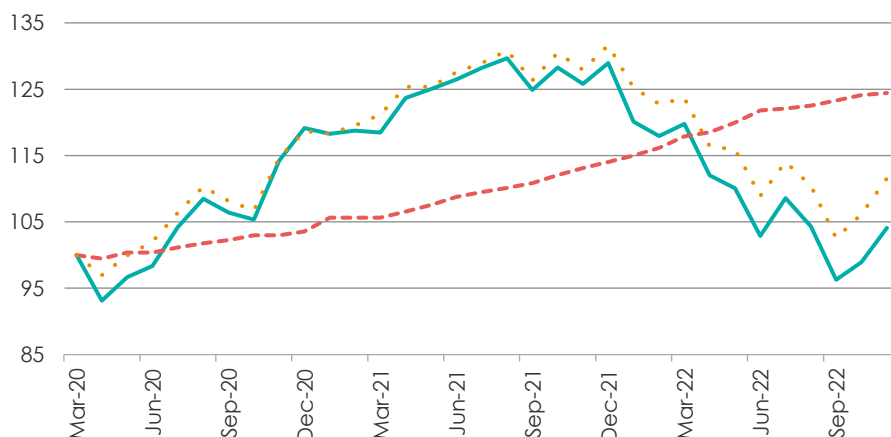
Matthew has over 25 years' experience in financial markets and joined the firm in 2006. He has a Chemistry degree from University of Manchester and is a Chartered Fellow of the Chartered Institute for Securities and Investments.

Codes and Charges

Share Class	Ongoing Charges Figure††	SEDOL
GBP Clean Accumulation	1.41%	BK727Y1

Minimums and initial charges are typically waived²

Cumulative Performance (%) **



— Evelyn Global Adventurous Clean GBP Acc**
- - - US CPI + 3%
..... ARC Steady Growth PCI TR USD

12 Months Rolling Performance (%) **

1 year to the end of:	Nov 22	Nov 21	Nov 20	Nov 19	Nov 18
Evelyn Global Adventurous Clean GBP Acc**	-17.3	10.1	N/A	N/A	N/A
US CPI + 3%	10.0	9.8	4.1	5.0	5.2
ARC USD Steady Growth PCI*	-12.8	11.6	11.0	10.3	-1.6

Past performance is not a guide to future performance.

Top Ten Holdings

Holding
GQG Partners US Equity Fund
Findlay Park American
Brown Advisory Global Leaders
Loomis Sayles Global Growth Equity Fund
Fundsmith Equity Sicav
Baillie Gifford Ww Rspnb Glb Eq Inc Fund
Guardcap Global Equity
Fiera Atlas Global Companies Fund
Smithson Investment Trust
Invesco Physical Gold ETC

Evelyn Partners is an award winning company, trusted to manage over £52 billion¹ for our global clients.

Our focus is to preserve and grow the real value of our client assets after inflation and fees. With a heritage of more than 180 years and offices in 27 towns and cities across the UK, Republic of Ireland and Channel Islands, we believe our investors' personal wealth is our personal responsibility.

Contact us

To find out more please contact your financial adviser for more information.

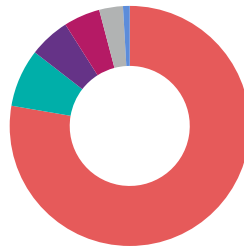
If you are a financial adviser, call
020 7189 9918 or email
IFAServices@evelyn.com

If you do not have a financial adviser, call
020 7189 2400

www.evelyn.com

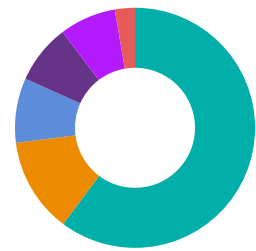


Asset Allocation



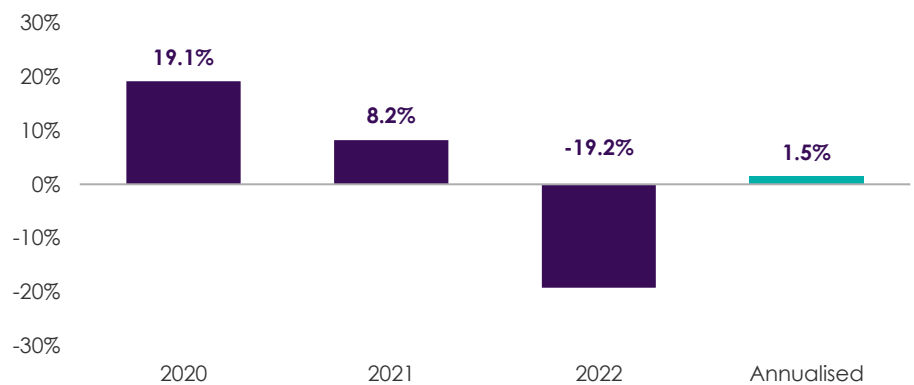
- Equities 77.7%
- Absolute Return 7.8%
- Investment Grade Corp. Bonds 5.5%
- Gold 4.9%
- International Sovereign Bonds 3.2%
- Cash 0.9%

Geographic Equity Allocation



- US Equity 60.2%
- Global Emerging Equity 12.8%
- Europe ex UK Equity 8.7%
- Asia Pacific ex Japan Equity 8.0%
- Japan Equity 7.6%
- UK Equity 2.7%

Calendar Year Returns***



Important Information

The Global Adventurous Portfolio is a sub-fund of the Evelyn Partners UCITS ICAV, an open-ended Irish collective asset management vehicle which is constituted as an umbrella fund with segregated liability between Funds and with variable capital and authorised under the European Communities (Undertaking for Collective Investment in Transferable Securities) Regulations, 2011 (as amended). Retail and clean share classes are available as accumulation shares. The Evelyn Partners UCITS ICAV is administered by Citibank Europe plc.

Please remember the value of an investment and income derived from it can go down as well as up and you may get back less than the amount invested. Past performance or any yields quoted should never be considered reliable indicators of future returns.

Investments denominated in a currency other than sterling may expose you to the risk of fluctuating exchange rates. The Fund is subject to normal market and currency fluctuations. This Fund may not be appropriate for investors who plan to withdraw their money within 5 years. Investment by the Fund in other collective investment schemes, emerging markets and use of derivatives may involve additional risks. You may face a financial loss should the Fund or the depositary default on their obligations. There is no compensation or guarantee scheme in place which may offset all or any such loss. Geopolitical and other events may disrupt markets and adversely affect global economies and markets. Those events as well as other changes in foreign and domestic economic and political conditions could adversely affect the value of the Fund's investments. In difficult market conditions, the value of some investments may be less predictable than normal and the Fund may not be able to buy and sell these investments at the best time or at a fair price. This could affect the Fund's performance, potentially reducing your returns. The liquidity of the Fund depends on the liquidity of the underlying funds into which it invests. If underlying funds suspend or defer redemption payments the Fund's ability to meet its redemption payments could be affected. You are required to read the Key Investor Information Document (KIID) before making an investment. The KIID, prospectus and supplements for all funds are available free of charge at www.evelyn.com/services/funds/ or by calling 020 3131 6197.

All data is as at 30 November 2022 and rounded to nearest 0.1. * This benchmark has been used for comparison purposes only.** Performance data prior to 25 September 2020 is based on the GMAP Aggressive Growth Clean GBP accumulation share class, which is hedged to USD, to illustrate previous performance achieved for a similar share class and to demonstrate the fund manager's experience in this sector. Source: Morningstar. Chart and table based on NAV to NAV data from launch, net of tax and charges with net dividends reinvested. *** Performance is from date of first investment on 06 March 2020 to 31 December 2020 and the performance for 2022 is to 30 November 2022. Annualised performance is from 06 March 2020 to 30 November 2022. †† The Ongoing Charge Figure (OCF) is the continuous charge for owning the fund, including the AMC of 0.75%, the underlying fund's OCF but excludes the portfolio transaction costs. ¹ As at 30 September 2022. ² The prospectus states the initial charge for these share classes is 0.00% and the minimum investment amount is £1,000, however these are typically waived, please contact your adviser, broker or fund platform if you are unsure about these charges.

There can be no assurance that any portfolio will achieve its investment objective. This document contains information believed to be reliable but no guarantee, warranty or representation, express or implied, is given as to their accuracy or completeness. This is neither an offer nor a solicitation to buy or sell any investment referred to in this document. Evelyn Partners Investment Management Services Limited documents may contain future statements which are based on our current opinions, expectations and projections. Evelyn Partners Investment Management Services Limited does not undertake any obligation to update or revise any future statements. Actual results could differ materially from those anticipated. Appropriate advice should be taken before entering into transactions. No responsibility can be accepted for any loss arising from action taken or refrained from based on this publication. In relation to this profile, Evelyn Partners Investment Management Services Limited is unable to assess or provide advice on the suitability of this profile for individual circumstances. No consideration has been given to the suitability of any investment profile for the particular needs of any recipient. Evelyn Partners Investment Management Services Limited will not be responsible to any other person for providing the protections afforded to retail investors or for advising on any investment, as a result of using this information.