

# Quarterly Proxy Voting & Engagement Report

31 December 2022

# Proxy Voting Report

We report on our Proxy Voting activities on a quarterly basis as well as annually in keeping with our commitments to the UN PRI and the UK Stewardship Code.

Our voting policy is based on best practice and is updated at least annually. All votes are reviewed on a case-by-case basis.

As part of our commitment to both the UK Stewardship Code and the UN PRI we began proxy voting in November 2018 (using Glass Lewis as our proxy provider). Since this time we have voted on over **3,200** company meetings and actively engaged with over 400 companies on their resolutions. We have also worked closely with Glass Lewis to develop our own Voting Policy.

The following report shows how we have voted during the last quarter, including any shareholder proposals, as well as year to date voting activity. Bespoke reports are available upon request.

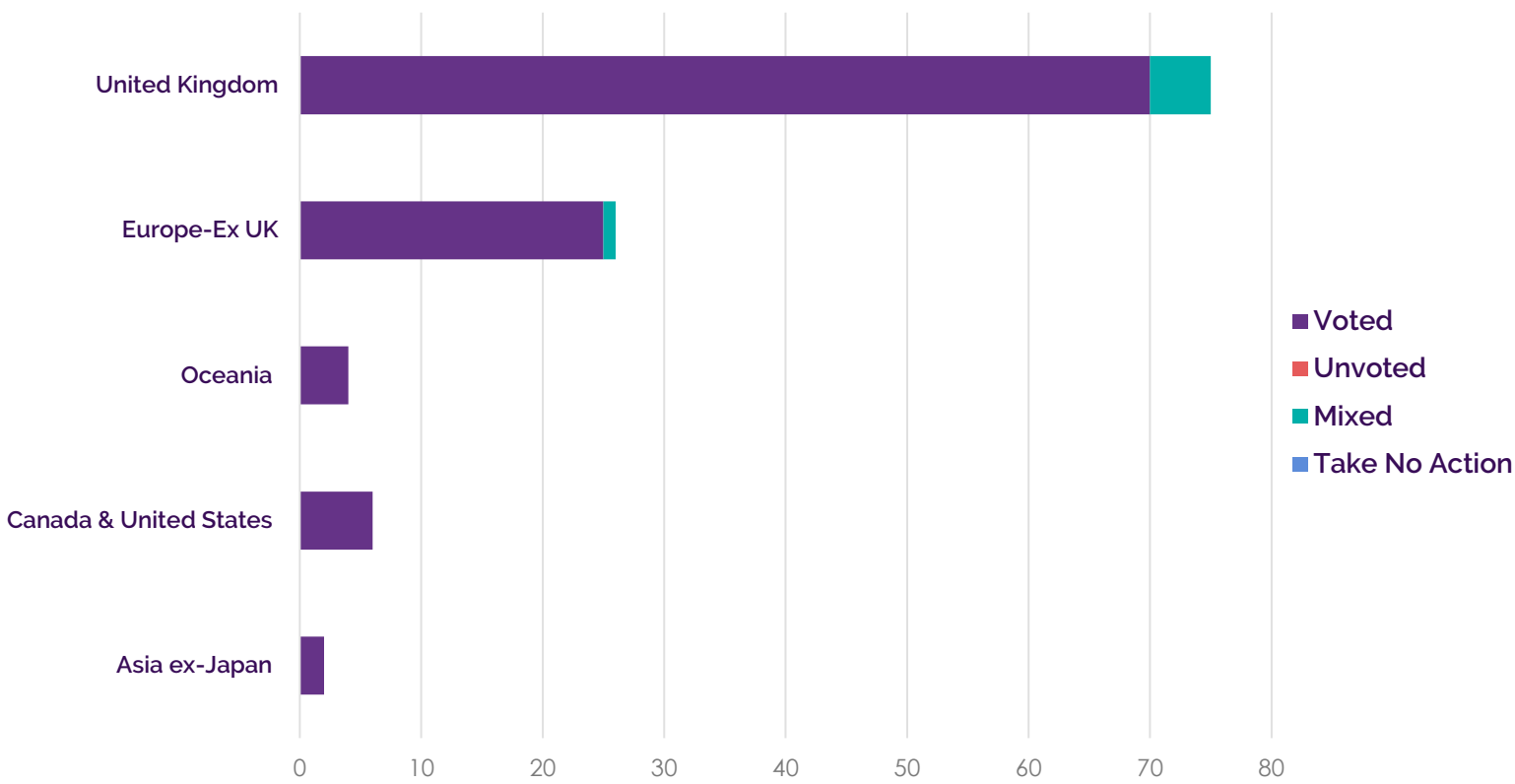
All figures come from Glass Lewis, our Proxy Voting service provider.

Our full Stewardship & Responsible Investment report can be found on our website, along with our voting policy.

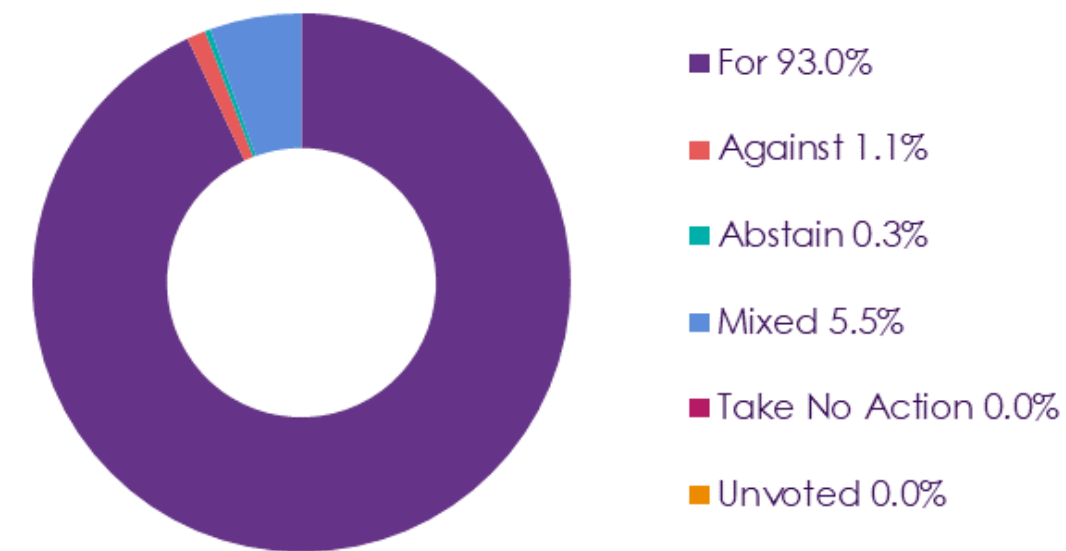
For further information please contact either Lucy Ward or Aimee Roche on [SRI@evelyn.com](mailto:SRI@evelyn.com)

# Proxy Voting – 3 months to 31 December 2022

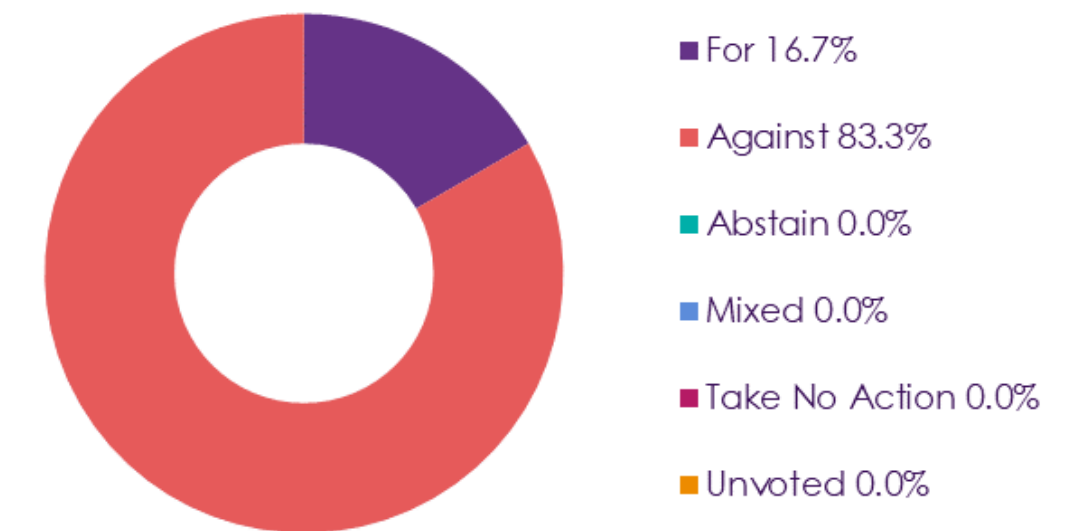
Meetings by region and vote status



Management Proposals – Votes Cast



Shareholder Proposals – Votes Cast



Votes vs Management

Proposal Category Type	With Management	Against Management	Take No Action	Unvoted	N/A	Mixed
Audit/Financials	266	2	0	0	0	16
Board Related	420	9	0	0	0	25
Capital Management	210	2	0	0	0	13
Changes to Company Statutes	56	1	0	0	0	2
Compensation	106	3	0	0	1	4
M&A	15	0	0	0	0	1
Meeting Administration	2	0	0	0	0	1
Other	7	0	0	0	0	2
SHP: Environment	3	0	0	0	0	0
SHP: Governance	2	1	0	0	0	0
<b>Total row</b>	<b>1087</b>	<b>18</b>	<b>0</b>	<b>0</b>	<b>1</b>	<b>64</b>

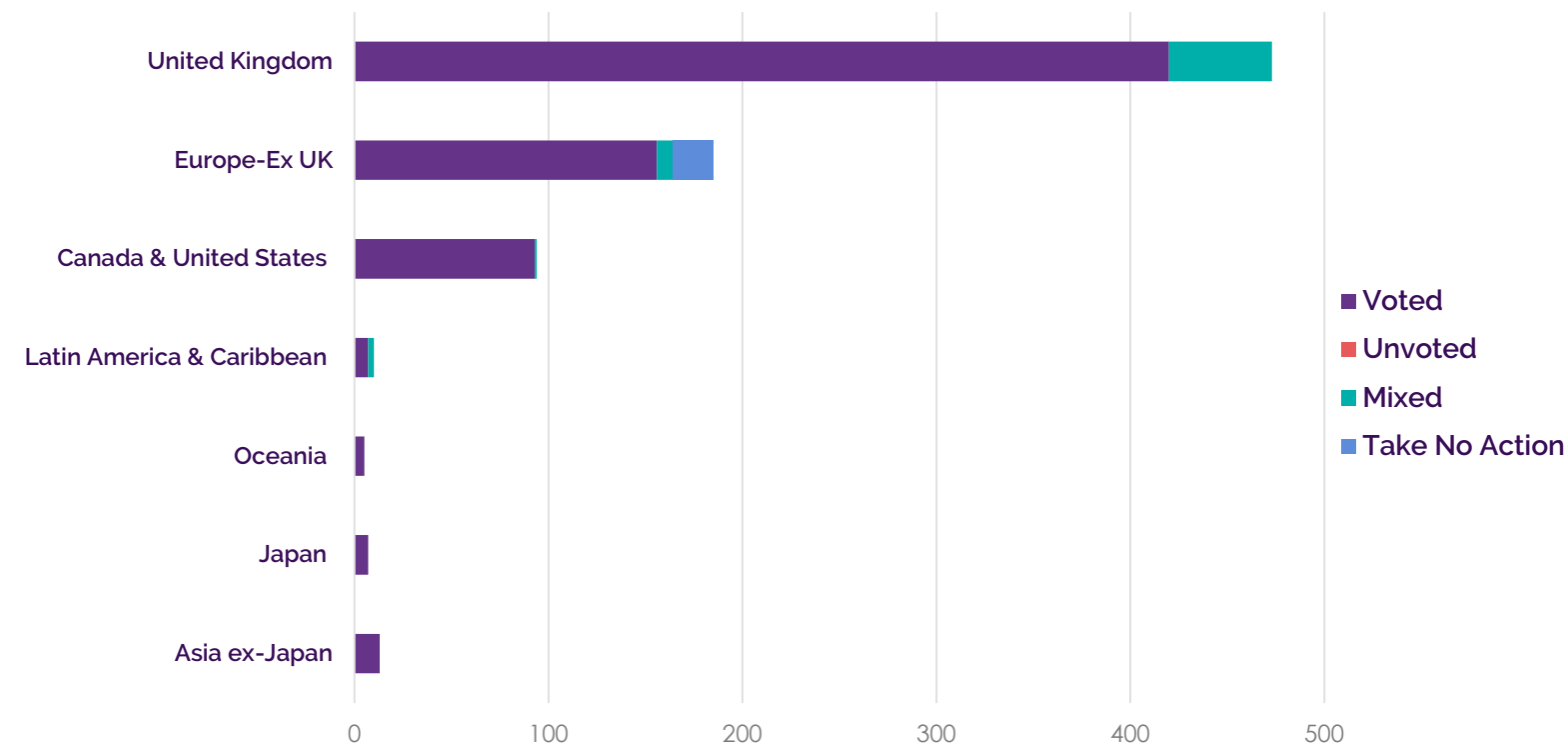
Votes vs Glass Lewis

Proposal Category Type	With Management	Against Management	Take No Action	Unvoted	N/A	Mixed
Audit/Financials	268	0	0	0	0	16
Board Related	426	3	0	0	0	25
Capital Management	212	0	0	0	0	13
Changes to Company Statutes	57	0	0	0	0	2
Compensation	108	2	0	0	0	4
M&A	15	0	0	0	0	1
Meeting Administration	2	0	0	0	0	1
Other	7	0	0	0	0	2
SHP: Environment	3	0	0	0	0	0
SHP: Governance	3	0	0	0	0	0
<b>Total row</b>	<b>1101</b>	<b>5</b>	<b>0</b>	<b>0</b>	<b>0</b>	<b>64</b>

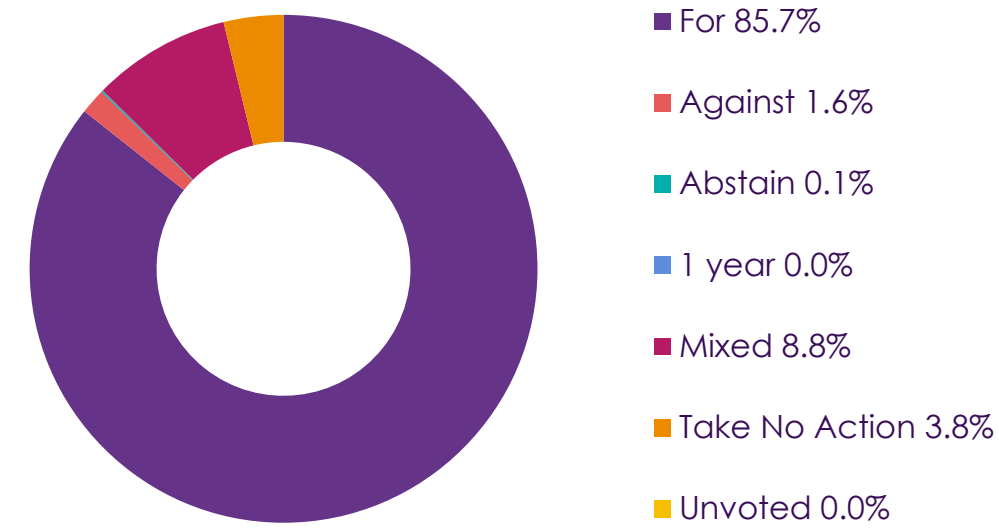
Source: Glass Lewis

# Proxy Voting – year to 31 December 2022

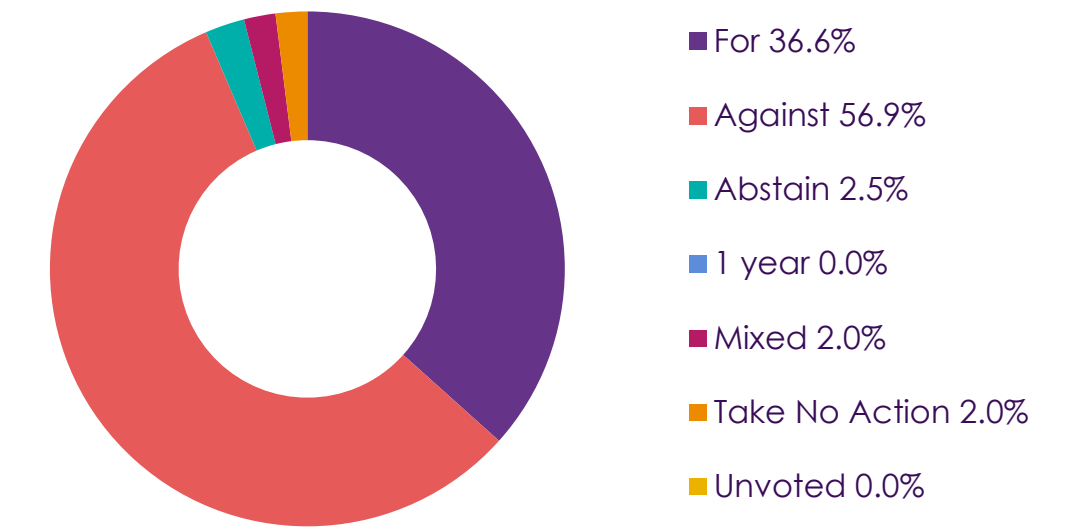
## Meetings by region and vote status



## Management Proposals – Votes Cast



## Shareholder Proposals – Votes Cast



## Votes vs Management

Proposal Category Type	With Management	Against Management	Take No Action	Unvoted	N/A	Mixed
Audit/Financials	1884	4	61	0	0	208
Board Related	4173	67	232	0	1	381
Capital Management	1659	16	20	0	0	206
Changes to Company Statutes	439	8	3	0	2	42
Compensation	863	78	65	0	1	84
M&A	51	1	2	0	0	5
Meeting Administration	34	1	24	0	0	4
Other	123	3	2	0	1	19
SHP: Compensation	12	3	0	0	0	1
SHP: Environment	25	9	2	0	0	2
SHP: Governance	26	28	2	0	2	0
SHP: Misc	2	4	0	0	0	0
SHP: Social	51	32	0	0	0	1
<b>Total row</b>	<b>9342</b>	<b>254</b>	<b>413</b>	<b>0</b>	<b>7</b>	<b>953</b>

## Votes vs Glass Lewis

Proposal Category Type	With Management	Against Management	Take No Action	Unvoted	N/A	Mixed
Audit/Financials	1884	4	61	0	0	208
Board Related	4218	23	232	0	0	381
Capital Management	1659	16	20	0	0	206
Changes to Company Statutes	439	8	3	0	2	42
Compensation	863	78	65	0	1	84
M&A	51	1	2	0	0	5
Meeting Administration	34	1	24	0	0	4
Other	123	3	2	0	1	19
SHP: Compensation	14	1	0	0	0	1
SHP: Environment	34	0	2	0	0	2
SHP: Governance	54	2	2	0	0	0
SHP: Misc	6	0	0	0	0	0
SHP: Social	82	1	0	0	0	1
<b>Total row</b>	<b>9461</b>	<b>138</b>	<b>413</b>	<b>0</b>	<b>4</b>	<b>953</b>

Source: Glass Lewis

# Important information

Investment does involve risk. The value of investments can go down as well as up. The investor may not receive back in total the original amount invested. Past performance is not a guide to future performance.

Please note this service is only available to eligible clients. This document contains information believed to be reliable but no guarantee, warranty or representation, express or implied, is given as to their accuracy or completeness. This is neither an offer nor a solicitation to buy or sell any investment referred to in this document. Evelyn Partners Investment Management documents may contain future statements which are based on our current opinions, expectations and projections. Evelyn Partners Investment Management does not undertake any obligation to update or revise any future statements. Actual results could differ materially from those anticipated. Appropriate advice should be taken before entering into transactions. No responsibility can be accepted for any loss arising from action taken or refrained from based on this publication. The officers, partners and employees of Evelyn Partners Investment Management, and affiliated companies and/or their officers, directors and employees may own or have positions in any investment mentioned herein or any investment related thereto and may trade in any such investment.

Evelyn Partners Investment Management LLP (EPIM).

Authorised and regulated in the UK by the Financial Conduct Authority (FCA registration number is 580531).

Ref:22064300