

Quarterly Proxy Voting & Engagement Report

31 March 2022

Proxy Voting Report

We report on our Proxy Voting activities on a quarterly basis as well as annually in keeping with our commitments to the UN PRI and the UK Stewardship Code.

Our voting policy is based on best practice and is updated at least annually. All votes are reviewed on a case-by-case basis.

As part of our commitment to both the UK Stewardship Code and the UN PRI we began proxy voting in November 2018 (using Glass Lewis as our proxy provider). Since this time we have voted on over 2,564 company meetings and actively engaged with over 400 companies on their resolutions. We have also worked closely with Glass Lewis to develop our own Voting Policy.

The following report shows how we have voted during the last quarter, including any shareholder proposals, as well as year to date voting activity. Bespoke reports are available upon request.

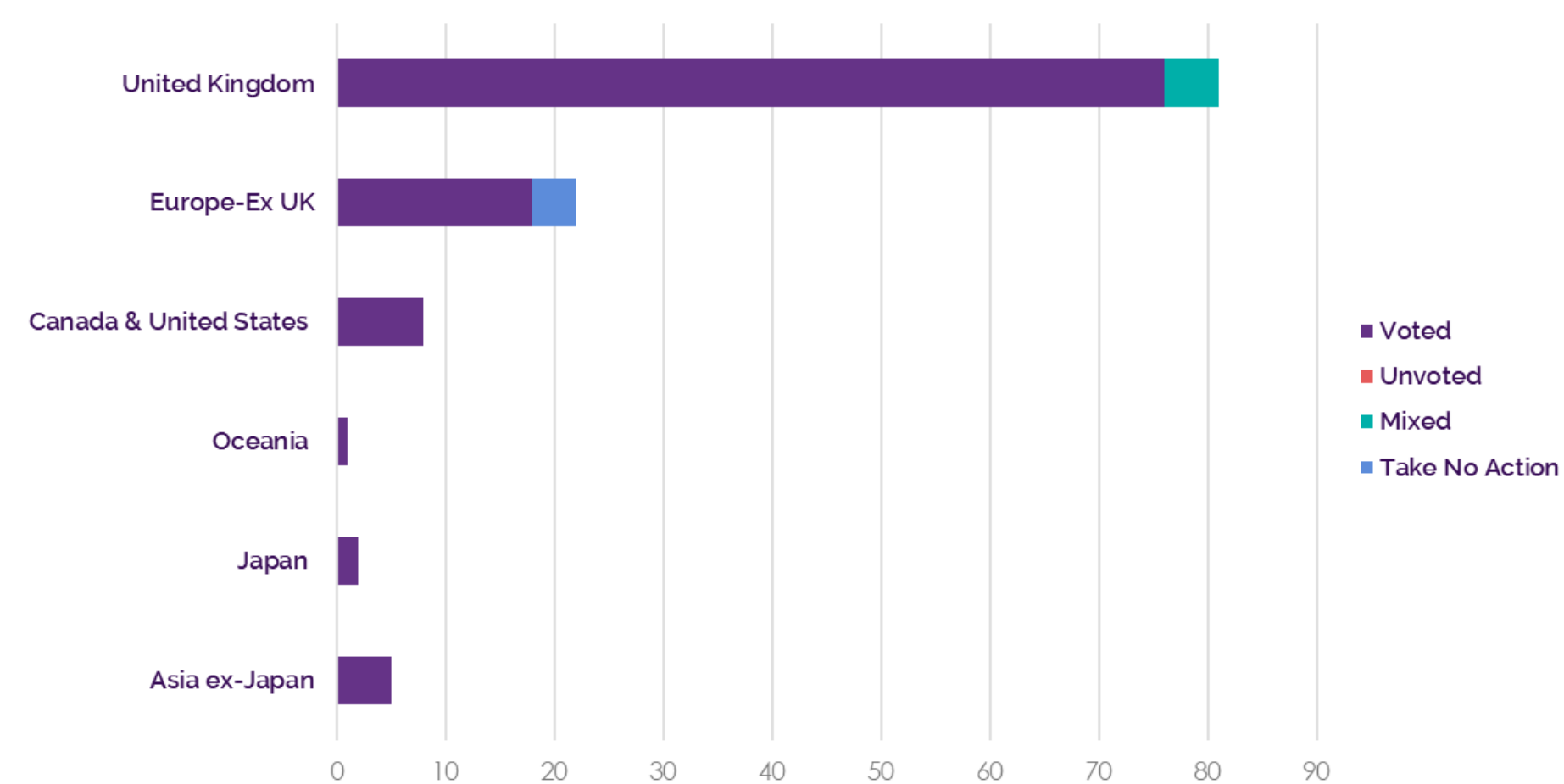
All figures come from Glass Lewis, our Proxy Voting service provider.

Our full Stewardship & Responsible Investment report can be found on our website, along with our voting policy.

For further information please contact either Lucy Ward or Aimee Roche on SRI@evelyn.com

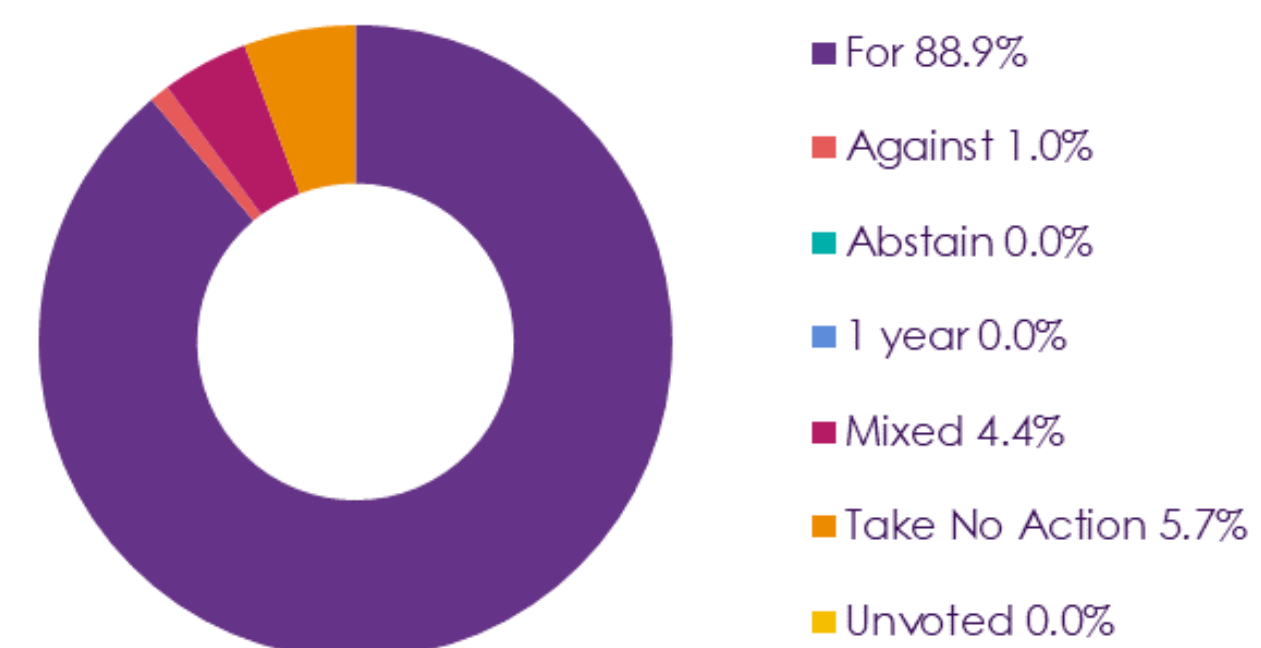
Proxy Voting – 3 months to 31 March 2022

Meetings by region and vote status

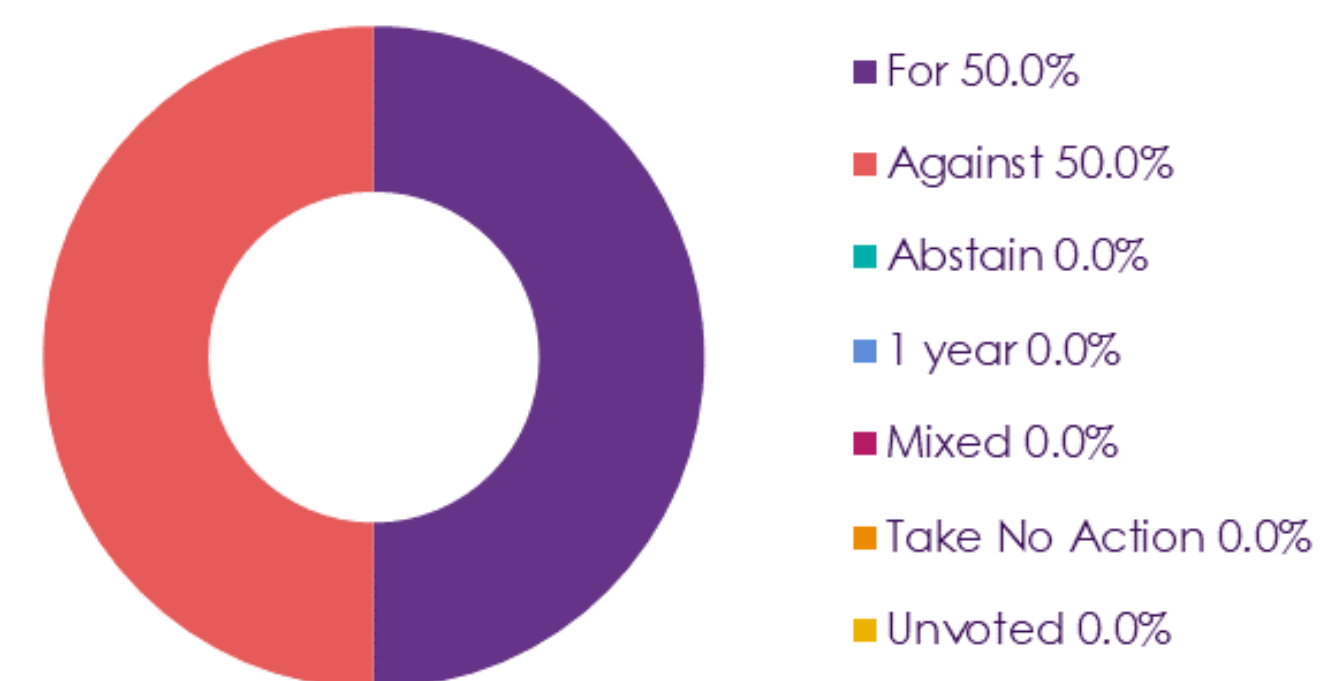


Source: Glass Lewis

Management Proposals – Votes Cast



Management Proposals – Votes Cast



Proxy Voting – 3 months to 31 March 2022

Votes vs Management

Proposal Category Type	With Management	Against Management	Take No Action	Unvoted	N/A	Mixed
Audit/Financials	276	0	12	0	0	16
Board Related	560	7	50	0	0	25
Capital Management	239	2	6	0	0	14
Changes to Company Statutes	85	0	1	0	0	3
Compensation	118	5	11	0	0	5
M&A	12	1	0	0	0	1
Meeting Administration	2	0	4	0	0	0
Other	14	0	0	0	1	1
SHP: Compensation	1	1	0	0	0	0
SHP: Governance	1	3	0	0	0	0
SHP: Social	5	3	0	0	0	0
Total	1313	22	84	0	1	65

Votes vs Glass Lewis

Proposal Category Type	With Management	Against Management	Take No Action	Unvoted	N/A	Mixed
Audit/Financials	276	0	12	0	0	16
Board Related	564	3	50	0	0	25
Capital Management	241	0	6	0	0	14
Changes to Company Statutes	85	0	1	0	0	3
Compensation	121	2	11	0	0	5
M&A	13	0	0	0	0	1
Meeting Administration	2	0	4	0	0	0
Other	15	0	0	0	0	1
SHP: Compensation	2	0	0	0	0	0
SHP: Governance	4	0	0	0	0	0
SHP: Social	8	0	0	0	0	0
Total	1331	5	84	0	0	65

Source: Glass Lewis

Important information

Investment does involve risk. The value of investments can go down as well as up. The investor may not receive back in total the original amount invested. Past performance is not a guide to future performance.

Please note this service is only available to eligible clients. This document contains information believed to be reliable but no guarantee, warranty or representation, express or implied, is given as to their accuracy or completeness. This is neither an offer nor a solicitation to buy or sell any investment referred to in this document. Evelyn Partners Investment Management documents may contain future statements which are based on our current opinions, expectations and projections. Evelyn Partners Investment Management does not undertake any obligation to update or revise any future statements. Actual results could differ materially from those anticipated. Appropriate advice should be taken before entering into transactions. No responsibility can be accepted for any loss arising from action taken or refrained from based on this publication. The officers, partners and employees of Evelyn Partners Investment Management, and affiliated companies and/or their officers, directors and employees may own or have positions in any investment mentioned herein or any investment related thereto and may trade in any such investment.

Evelyn Partners Investment Management LLP (EPIM).

Authorised and regulated in the UK by the Financial Conduct Authority (FCA registration number is 580531).

Ref:22064300