

Sustainable MPS Direct Growth Portfolio

31 March 2024

Key Information

Launch Date: 30 September 2011

Running Yield[†]: 2.1%


Ongoing Charge Figure^{††}: 0.58%

Transaction Costs^{††}: 0.16%

Annual Management Charge: 0.50%

Minimum Investment^{†††}: £50,000

Risk Ratings^{††††}



Investment Team



Lead Portfolio Manager

Geneva Banzky von Ambroz (left)

Geneva is Lead Manager of the Sustainable Central Investment Propositions (Sustainable Evelyn Active Portfolios and Sustainable Managed Portfolio Service), and co-manager of the Active Managed Portfolio Service and Defensive Growth Fund. She holds a BA (Hons) degree in Politics from Durham University, is a CAIA Charter holder, a Chartered Fellow of the CISI, and has passed both the CFA Certificate in ESG Investing and the CFA Certificate in Climate and Investing.

Deputy Portfolio Manager

David Merriam (centre)

David has 8 years of investment experience at the firm. Previously he worked for Accenture in the financial services consultancy division. He holds the Chartered Financial Analyst (CFA) certification, the CFA Certificate in ESG Investing and the CISI Masters in Wealth Management. David leads the research coverage on Infrastructure and Renewables alongside Geneva, as well as Specialist Credit and Utilities stocks.

Assistant Portfolio Manager

Philippa Douglas (right)

Pippa joined Evelyn Partners in 2019. She is a member of the Responsible collectives team, leading coverage of Environmental strategies, and a sector specialist covering Health Care and Technology stocks. Pippa holds the CISI Masters in Wealth Management, the CFA Certificate in ESG Investing and an MSc (with Merit) in Investment Management from Bayes Business School, having graduated with a BA (Hons) in English Literature from UCL.

Sustainable MPS Direct Service

The Sustainable MPS Direct Service is a range of actively managed investment portfolios, designed to give investors direct access to the ideas generated by the investment process. With six different strategies, each portfolio is linked to our sophisticated risk profiling process to ensure investors have exposure to the optimal blend of available asset classes. Drawing on the expertise of our extensive internal research resource and overseen by a dedicated team of the firm's most senior investment professionals, each is periodically re-balanced to meet a range of clearly articulated inflation plus return targets.

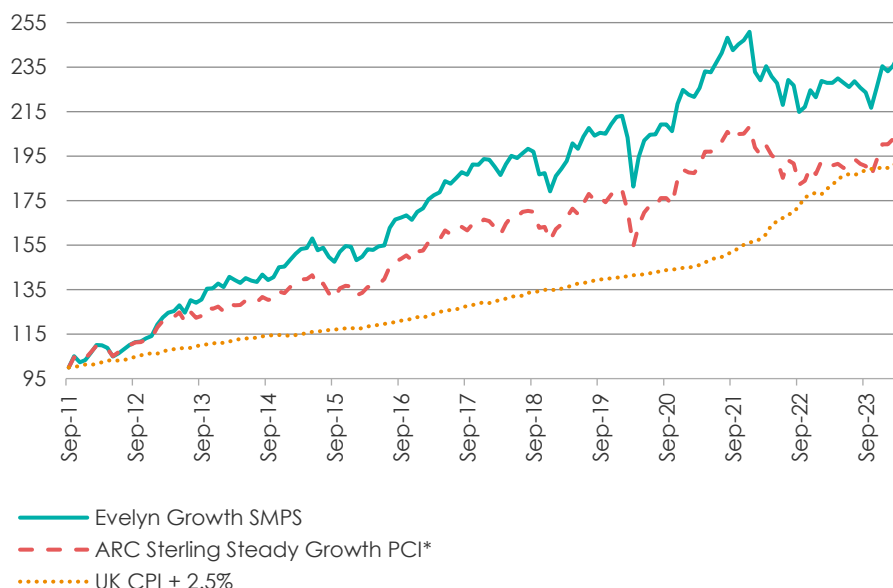
Our sustainable criteria, which seeks to avoid the traditional "sin" sectors and to invest in companies that demonstrate Environmental Social and Governance (ESG) and sustainability credentials, is determined by our Sustainable Portfolio Manager, Geneva Banzky von Ambroz.

Investment Objective

The Growth portfolio aims to achieve, over the long term, an investment return of capital growth via a multi-asset portfolio of investments which in aggregate demonstrate Environmental, Social and Governance (ESG) and sustainability credentials. The portfolio can invest across most asset classes.

This portfolio is appropriate for an investor who is comfortable with medium volatility of returns, typically having around 65% of their portfolio invested in equities, and who is able to tolerate a loss of up to 17.5% of the value of their portfolio in any one year. This percentage loss is based on what might be reasonably expected 95% of the time. The projected annualised rate of return over the longer term is the Consumer Price Index (CPI) + 2.5%.

Cumulative Performance (%) **



12 Months Rolling Performance (%) **

1 year to the end of:	Mar 24	Mar 23	Mar 22	Mar 21	Mar 20
Evelyn Growth SMPS	5.6	-3.1	4.3	24.5	-5.9
ARC Sterling Steady Growth PCI*	9.3	-4.5	4.6	23.5	-7.7
UK CPI + 2.5%	5.2	12.8	9.7	3.2	4.1

Past performance is not a guide to future performance.

Top Ten Holdings

Holding
SCHRODER GLOBAL SUSTAINABLE VALUE
VANGUARD US GOVERNMENT BOND INDEX
BAILLIE GIFFORD RSPNB GLB EQ INC FD
ROYAL LONDON SUSTAINABLE LEADERS
CT RESPONSIBLE GLOBAL EQUITY FUND
JUPITER RESPONSIBLE INCOME FUND
STEWART INVESTORS ASIA PACIFIC SUST FD
TROJAN ETHICAL INCOME FUND
INVESCO PHYSICAL GOLD ETC
DOLLAR FUND

Evelyn Partners is an award winning company, trusted to manage over £59.1 billion¹ for our global clients.

Our focus is to preserve and grow the real value of our client assets after inflation and fees. With a heritage of more than 180 years and offices in 28 towns and cities across the UK, Republic of Ireland and Channel Islands, we believe our investors' personal wealth is our personal responsibility.

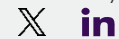
Contact us

To find out more **please contact your financial adviser** for more information.

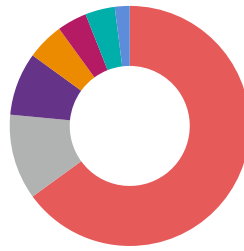
If you are a financial adviser, call **020 7189 9918** or email **IFAServices@evelyn.com**

If you do not have a financial adviser, call **020 7189 2400**

www.evelyn.com

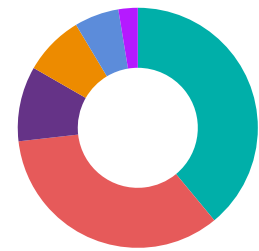


Asset Allocation



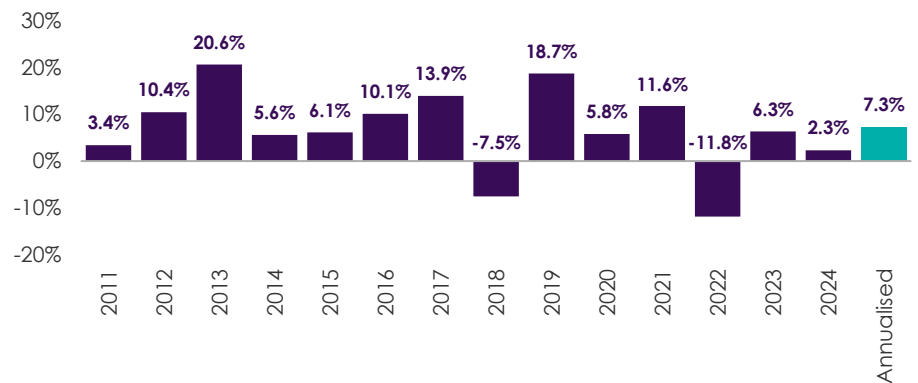
- Equities 65.0%
- International Sovereign Bonds 11.5%
- Investment Grade Corp. Bonds 8.5%
- Real Assets 5.0%
- Gold 4.0%
- Absolute Return 4.0%
- Cash 2.0%

Geographic Equity Allocation



- US Equity 39.0%
- UK Equity 34.2%
- Asia Pacific ex Japan Equity 10.1%
- Global Emerging Equity 8.1%
- Europe ex UK Equity 6.0%
- Japan Equity 2.6%

Calendar Year Returns***



Important Information

The data contained in this factsheet is based on the model portfolio held directly with Evelyn Partners Discretionary Investment Management Limited. Performance figures are net of underlying fund fees.

Please remember the value of an investment and income derived from it can go down as well as up and you may get back less than the amount invested. Past performance or any yields quoted should never be considered reliable indicators of future returns.

When investments are made in overseas securities, movements in exchange rates may have an effect on the value of that investment. The effect may be favourable or unfavourable. Please note that bond funds may not behave like direct investments in the underlying bonds themselves. By investing in bond funds the certainty of a fixed income for a fixed period with a fixed return of capital are lost. Different funds carry varying levels of risk depending on the geographical region and industry sector in which they invest. You should make yourself aware of these specific risks prior to investing. Targeted absolute return funds do not guarantee a positive return and you could get back less than you invested, much like any other investment. Additionally, the underlying assets of targeted absolute return funds generally use complex hedging techniques through the use of derivative products. Funds which invest in specific sectors may carry more risk than those spread across a number of different sectors. In particular, gold, technology and other focused funds can suffer as the underlying stocks can be more volatile and less liquid. The property market can be illiquid; consequently, there can be times when investors will be unable to sell their holdings. Property valuations are subjective and a matter of judgement.

All data as at 31 March 2024 and rounded to nearest 0.1%. *This benchmark has been used for comparison purposes only. ** Source: Evelyn Partners Discretionary Investment Management Limited. Chart and table performance data is, net of 0.72% Annual Management Charge prior to the 1st of January 2021, 0.60% from 1st January to 31 March 2021 and 0.50% thereafter. *** 2011 performance shown is from launch on 30 September 2011 to 31 December 2014 and the performance for 2024 is to 31 March 2024, the annualised performance shown is from launch on 30 September 2011 to 31 March 2024. † The Yield is calculated from the weighted average yields of underlying funds as at 31 March 2024 sourced from Morningstar. †† The Ongoing Charge Figures (OCF) and Transaction Costs are based on the weighted average costs of the underlying holdings as at 31 March 2024 sourced from Morningstar. ††† Minimums can be waived. †††† Oxford Risk scores based on their assessment of the model data as at 30 June 2023. Synaptic risk scores based on their assessment of the model data as at 31 December 2023. Dynamic Planner risk scores based on their assessment of the model data as at 31 December 2023. FinaMetrica risk scores based on their assessment of the model data as at 31 August 2023. Defaqto risk scores based on their assessment of the model data as at 30 September 2023. Evaluate risk scores based on their assessment of the model data as at 31 December 2023 This service is intended for use by investment professionals only. Dynamic Planner, Defaqto, EValue, FinaMetrica, Oxford Risk and Synaptic Risk are independent financial research and software companies specialising in rating, comparing and analysing financial products and funds. ¹ As at 31 December 2023.

There can be no assurance that any portfolio will achieve its investment objective. This document contains information believed to be reliable but no guarantee, warranty or representation, express or implied, is given as to their accuracy or completeness. This is neither an offer nor a solicitation to buy or sell any investment referred to in this document. Evelyn Partners Discretionary Investment Management Limited (EPDIM) documents may contain future statements which are based on our current opinions, expectations and projections. EPDIM does not undertake any obligation to update or revise any future statements. Actual results could differ materially from those anticipated. Appropriate advice should be taken before entering into transactions. No responsibility can be accepted for any loss arising from action taken or refrained from based on this publication. In relation to this profile, EPDIM is unable to assess or provide advice on the suitability of this profile for individual circumstances. No consideration has been given to the suitability of any investment profile for the particular needs of any recipient. EPDIM will not be responsible to any other person for providing the protections afforded to retail investors or for advising on any investment, as a result of using this information. This document is produced for clients using the Evelyn Partners Sustainable Managed Portfolio service (the 'service'). This factsheet does not constitute personal advice and is not promoting the service. Anyone considering using the service should seek financial advice.